

Janice Spencer



RED DIAMOND





2042SC: LAC per 10,000 population aged under 18

Owner: Roz Cordy

Polarity: Smaller is Better

Unit: Number per 10,000

CBP CYP
 

	30/04/12	31/05/12	30/06/12	31/07/12	31/08/12	30/09/12	31/10/12	30/11/12	31/12/12	31/01/13	28/02/13	31/03/13
Actual			37.47									
Target			36			36			36			36
Symbol												

Latest Comments:

Comment Author: Roz Cordy - Comment Subject: Head of Service Commentary

Currently there are 520 children looked after by the local authority and this is 1.47 over the target of 36.00. There has been a gradual increase in the number of children who have become looked after but it is stabilising. Support panels are continuing to challenge practise to ensure that a child becoming looked after is the appropriate outcome. An emergency request for accomodation of a child outside panel has to be agreed by both HOS and AD as an additional measure. Some of the increase has been due to the increase in numbers of homeless 16 year olds who have had to be given status of looked after, further work is being completed on the Housing protocol. The other impact is the tightening of the Section 24 Regulations around connected persons which has resulted in most kinship placements being recorded as looked after.

Performance Report - Quarter 1 2012/13

CS143: Ratio of active TAC cases to open social care referrals

CYPP

Owner: Cornelia Andrecut

Polarity: Bigger is Better

Unit: Number



	30/04/12	31/05/12	30/06/12	31/07/12	31/08/12	30/09/12	31/10/12	30/11/12	31/12/12	31/01/13	28/02/13	31/03/13
Actual			0.31									
Target			1.8			1.8			1.8			1.8
Symbol												

Latest Comments:

Comment Author: Cornelia Andrecut - Comment Subject: Head of Service Commentary

Performance is currently at 0.31 which means that performance is 1.49 below target.

In October 2011 work commenced to cleanse the data available for active TAC which means that the figure 1055 of open TAC is now accurate.

A multi-agency review of TAC is currently ongoing with the intention of establishing how TACs can be further promoted and the numbers raised.

Within the local authority the managers are encouraged to ensure cases are safely managed within social care or TAC. At this stage it looks unlikely that this target will be expected to be reached by year end and it may be therefore that the target requires revision. TAC is the major process by which children and families receive early help and is therefore vital to ensuring children's needs are met.

CS145: the percentage of LAC with an up-to-date dental check

CYPP

Owner: Tara Jones

Polarity: Bigger is Better

Unit:



	30/04/12	31/05/12	30/06/12	31/07/12	31/08/12	30/09/12	31/10/12	30/11/12	31/12/12	31/01/13	28/02/13	31/03/13
Actual			90.4									
Target			95			95			95			95
Symbol												

Latest Comments:

Comment Author: Tara Jones - Comment Subject: Head of Service Commentary

Performance is currently 4.6% below target, however there has been a sustained improvement compared with last year. I am expecting to see an increase in performance following cleansing activities, to ensure that all dental checks have been recorded.

Performance Report - Quarter 1 2012/13

CS146: The percentage of LAC with up-to-date routine immunisations

CYPP

Owner: Tara Jones

Polarity: Bigger is Better

Unit:



	30/04/12	31/05/12	30/06/12	31/07/12	31/08/12	30/09/12	31/10/12	30/11/12	31/12/12	31/01/13	28/02/13	31/03/13
Actual			91.8									
Target			95			95			95			95
Symbol												

Latest Comments:

Comment Author: Tara Jones - Comment Subject: Head of Service Commentary

Performance is currently 3.2% below target, however current performance has increased by almost 5% since last month and I am confident that this will achieve year end target of 95%.

CS144: The percentage of LAC with an up-to-date health check

Owner: Tara Jones

Polarity: Bigger is Better

Unit:

	30/04/12	31/05/12	30/06/12	31/07/12	31/08/12	30/09/12	31/10/12	30/11/12	31/12/12	31/01/13	28/02/13	31/03/13
Actual			88.3									
Target			95			95			95			95
Symbol												

Latest Comments:

Comment Author: Tara Jones - Comment Subject: Head of Service Commentary

Although performance is below target, the service has seen a sustained improvement. There has been a concern with designated GPs not providing appointments within the timeframe which has affected this month's performance. This has been reported back to the steering group to ensure corrective action is taken. New Business support processes have been implemented to ensure timeliness of health assessment paperwork being sent out and that health assessments are recorded correctly within ICS.





Performance Report - Quarter 1 2012/13

NI060 Percentage core assessments for children's social care carried out < 35 working days

Owner: Sal Thirlway

Polarity: Bigger is Better

Unit: %

	30/04/12	31/05/12	30/06/12	31/07/12	31/08/12	30/09/12	31/10/12	30/11/12	31/12/12	31/01/13	28/02/13	31/03/13
Actual			81.72									
Target			85			85			85			85
Symbol												

Latest Comments:

Comment Author: Sal Thirlway - Comment Subject: Head of Service Commentary





This indicator is underperforming against target at Q1 by 2.78% of the target value. This is a continuing trend from the start of 2011/12 (where performance was above target), to year end 2011/12 (where performance was below target but within tolerance), to the start of this year where we are below target for Q1. Significant capacity issues within teams have had an impact on performance, but with recent recruitment and continued use of agency staff where appropriate some improvement in performance is anticipated.

NI061 Timeliness and stability of adoption of looked after children

Owner: Tara Jones

Polarity: Bigger is Better

Unit: %

	30/04/12	31/05/12	30/06/12	31/07/12	31/08/12	30/09/12	31/10/12	30/11/12	31/12/12	31/01/13	28/02/13	31/03/13
Actual			66.67									
Target			90			90			90			90
Symbol												

Latest Comments:

Comment Author: Tara Jones - Comment Subject: Head of Service Commentary

Performance is below target, but at this stage in the year as there are a number of children linked with their adopters and in the process of introductions as well as a number of children booked on the adoption panel for Links within the next few months.





Performance Report - Quarter 1 2012/13

NI065 Children becoming the subject of a Child Protection Plan for a second or subsequent time

Owner: Roz Cordy

Polarity: Smaller is Better

Unit: %

	30/04/12	31/05/12	30/06/12	31/07/12	31/08/12	30/09/12	31/10/12	30/11/12	31/12/12	31/01/13	28/02/13	31/03/13
Actual			22.97									
Target			16			16			16			16
Symbol												

Latest Comments:

Comment Author: Roz Cordy - Comment Subject: Head of Service Commentary





As this is the beginning of the year the figure is high, as it is based on the total number of conferences since April and how many are conferences on children who are the subject to a second or subsequent plan. Particularly in April and May there was a high proportion of conferences related to second or subsequent plans but less in June. It is likely to reduce but comparing the data with last year is still going to underperform. The performance is worse than both the national figure of 13% and that of our statistical neighbours. DMT requested a report on this and work has commenced on looking into the reasons and solutions has started. An indepth audit is being undertaken into the 60 cases that met this criteria last year and those who have met the criteria this year. There will always be children who need a subsequent plan but it can indicate that the interventions have not been robust enough and this will be the focus of the audit.

NI068 Percentage of referrals to children's social care going on to initial assessment

Owner: Sal Thirlway

Polarity: Bigger is Better

Unit: %

	30/04/12	31/05/12	30/06/12	31/07/12	31/08/12	30/09/12	31/10/12	30/11/12	31/12/12	31/01/13	28/02/13	31/03/13
Actual			78.45									
Target			82			82			82			82
Symbol												

Latest Comments:

Comment Author: Sal Thirlway - Comment Subject: Head of Service Commentary

This indicator is underperforming by 2.9% of the target value. This is consistent with the trend from last reporting year where at Q1 of 2011/12 performance was level with target, but by year end had reduced to below target. This quarters performance has followed this trend. Some interrogation of the reason for this ongoing reduction is required, but it may be that greater integration with targeted services may be having an impact over this period, with more referrals being transferred into TAC or having facilitated involvement from targeted teams via single assessment.





Performance Report - Quarter 1 2012/13

NI147 Care leavers in suitable accommodation

Owner: John Harris

Polarity: Bigger is Better

Unit: %

	30/04/12	31/05/12	30/06/12	31/07/12	31/08/12	30/09/12	31/10/12	30/11/12	31/12/12	31/01/13	28/02/13	31/03/13
Actual			89.47									
Target			93			93			93			93
Symbol												

Latest Comments:

Comment Author: John Harris - Comment Subject: Head of Service Commentary





the performance is under target. Taking into account those young people where change cannot be affected ie. the 3 young people in custody, there are 3 young people where change can be affected. These are managed individually in an attempt to engage individual young people into making better choices about their accommodation. There is an ongoing multi agency accommodation strategy to consider the needs of all young people including carer leavers. This should provide a better range of accommodation types but the very complex needs of some young people in this group is likely to mean that the target remains challenging.

PAF C23 (BV163): Adoptions of LAC

Owner: Tara Jones

Polarity: Bigger is Better

Unit: %

	30/04/12	31/05/12	30/06/12	31/07/12	31/08/12	30/09/12	31/10/12	30/11/12	31/12/12	31/01/13	28/02/13	31/03/13
Actual			1.72									
Target			3			5			8			10
Symbol												

Latest Comments:

Comment Author: Tara Jones - Comment Subject: Head of Service Commentary

Performance is below target but I am confident with the number of children currently placed and linked, that the end of year target will be achieved.

GREEN PLUS





2023SC: No. subject to a CPP per 10,000 population <18

Owner: Roz Cordy

Polarity: Smaller is Better

Unit: Number per 10,000

CBP CYPP
 

	30/04/12	31/05/12	30/06/12	31/07/12	31/08/12	30/09/12	31/10/12	30/11/12	31/12/12	31/01/13	28/02/13	31/03/13
Actual			17.01									
Target			19			19			19			19
Symbol												

Latest Comments:

Comment Author: Roz Cordy - Comment Subject: Head of Service Commentary





Performance this quarter has continued to improve and is now over performing. This is due to a continued focus on ensuring managers are aware of the need to control child protection numbers using child in need planning where it is safe to do so. We are confident that this will remain on target or continue to over perform.

CS012: % of privately fostered children visited within required timescales

Owner: John Harris

Polarity: Bigger is Better

Unit: %

	30/04/12	31/05/12	30/06/12	31/07/12	31/08/12	30/09/12	31/10/12	30/11/12	31/12/12	31/01/13	28/02/13	31/03/13
Actual			96.77									
Target			87			87			87			87
Symbol												

Latest Comments:

Comment Author: John Harris - Comment Subject: Head of Service Commentary

The regulation 8 visits are outperforming the target. We have introduced a tracking system to ensure that all are recorded within timescale which is working efficiently. This requires business support input but if sustained is likely to ensure that performance remains good.





Performance Report - Quarter 1 2012/13

NI062 Stability of placements of looked after children: number of moves

Owner: John Harris

Polarity: Smaller is Better

Unit: %

	30/04/12	31/05/12	30/06/12	31/07/12	31/08/12	30/09/12	31/10/12	30/11/12	31/12/12	31/01/13	28/02/13	31/03/13
Actual			1.92									
Target			6.5			6.5			6.5			6.5
Symbol												

Latest Comments:

Comment Author: John Harris - Comment Subject: Head of Service Commentary





This figure confirms that we provide stable placements for most young people looked after as a result of good wrap around services. However I would offer a note of caution as we have seen an increase in the numbers of looked after children and the complexity of some requiring placements. This is presenting some difficulty in effecting durable matches.

NI064 Child protection plans lasting 2 years or more

Owner: Roz Cordy

Polarity: Smaller is Better

Unit: %

	30/04/12	31/05/12	30/06/12	31/07/12	31/08/12	30/09/12	31/10/12	30/11/12	31/12/12	31/01/13	28/02/13	31/03/13
Actual			1.28									
Target			4			4			4			4
Symbol												

Latest Comments:

Comment Author: Roz Cordy - Comment Subject: Head of Service Commentary

The number of children who have been subject to a Child protection Plan more than two years is currently one. The percentage is 1.28% but this is a cumulative figure. Processes are in place to ensure that CP plans are being proactively worked and conference chairs meet with social workers and their managers at one year to review the plan and if a child is still on a plan at eighteen months then the review is done on a multi agency basis through the LSCB. This proactive work has resulted in such a low number of children being on a plan. The percentage could rise slightly but is expected to remain in over performance.





Performance Report - Quarter 1 2012/13

NI148 Care leavers in education, employment or training

Owner: John Harris

Polarity: Bigger is Better

Unit: %

	30/04/12	31/05/12	30/06/12	31/07/12	31/08/12	30/09/12	31/10/12	30/11/12	31/12/12	31/01/13	28/02/13	31/03/13
Actual			75.44									
Target			70			70			70			70
Symbol												

Latest Comments:

Comment Author: John Harris - Comment Subject: Head of Service Commentary





this is improving performance based on the individual plans being progressed for care leavers. Some young people within the cohort cannot have change affected due to imprisonment , disability or all rights exhausted status. For the 9 young people where change can be made, close focus on a range of EET opportunities are considered on the back of intensive casework. This performance is likely to remain challenging given the ongoing economic situation.

PAF B79: Fostering/adoption of LAC aged 10 to <16

Owner: John Harris

Polarity: Bigger is Better

Unit: %

	30/04/12	31/05/12	30/06/12	31/07/12	31/08/12	30/09/12	31/10/12	30/11/12	31/12/12	31/01/13	28/02/13	31/03/13
Actual			90.91									
Target			87			87			87			87
Symbol												

Latest Comments:

Comment Author: John Harris - Comment Subject: Head of Service Commentary

Performance remains very strong with the vast majority of children placed in foster care. Recruitment of foster carers remains positive although the demands of an increased looked after population and the complexity of the children within this age group, requiring placement may bring this target under some pressure.

BLUE CIRCLE





CS108: % LAC (> 20 days) with a PEP

Owner: Karen Bailey

Polarity: Bigger is Better

Unit: %

CBP ✓
CYPP ✓

	30/04/12	31/05/12	30/06/12	31/07/12	31/08/12	30/09/12	31/10/12	30/11/12	31/12/12	31/01/13	28/02/13	31/03/13
Actual			90.21									
Target			94			94			94			94
Symbol												

Latest Comments:

Comment Author: Karen Bailey - Comment Subject: Head of Service Commentary





The actual % of Looked After Children (LAC) with a valid Personal Education Plan (PEP) on 30/6/12 is 90.2%. This is 3.8% below the target of 94%. The teams that hold LAC cases have different % performance ranging from 98% (Childrens LAC) to 27% (FAST). LACES are aware that FAST have new or agency social workers and LACES have PEP training planned for August and September for these teams. In September new designated teachers will be identified and training on ePEP offered. The new version of ePEP includes a meeting booking facility which will aid social workers to complete the PEP before the it becomes invalid.

2016SC: % of referrals that are repeats, within 12 mths (QP7.1)

Owner: Sal Thirlway

Polarity: Smaller is Better

Unit: %

	30/04/12	31/05/12	30/06/12	31/07/12	31/08/12	30/09/12	31/10/12	30/11/12	31/12/12	31/01/13	28/02/13	31/03/13
Actual			17.42									
Target			18			18			18			18
Symbol												

Latest Comments:

Comment Author: Roz Cordy - Comment Subject: Head of Service Commentary

Performance this quarter has improved with the number of repeat referrals continuing to reduce. This indicates that the needs of children are being met at the time of the first referral within the year. The trend seems to be on continued improvement.





Performance Report - Quarter 1 2012/13

NI059P Percentage of Initial assessments for children's social care carried out < 10 working days

Owner: Sal Thirlway

Polarity: Bigger is Better

Unit: %

	30/04/12	31/05/12	30/06/12	31/07/12	31/08/12	30/09/12	31/10/12	30/11/12	31/12/12	31/01/13	28/02/13	31/03/13
Actual			86.56									
Target			85			85			85			85
Symbol												

Latest Comments:

Comment Author: Roz Cordy - Comment Subject: Head of Service Commentary





Initial assessments (those assessments completed within 10days) are on target, which is interesting when the performance of more in depth assessments (cores) are underperforming. However there are differences in the performance of individual teams with some teams performing at a high level and others under performing. In the teams that are under performing there are capacity issues which are being addressed.

NI063 Stability of placements of looked after children: length of placement

Owner: John Harris

Polarity: Bigger is Better

Unit: %

	30/04/12	31/05/12	30/06/12	31/07/12	31/08/12	30/09/12	31/10/12	30/11/12	31/12/12	31/01/13	28/02/13	31/03/13
Actual			71.59									
Target			73			73			73			73
Symbol												

No Comment Required (on target)

-

Meredith Teasdale





RED DIAMOND

CS052: % of CwD who participate in their short-term breaks review

Owner: Sheridan Dodsworth

Polarity: Bigger is Better

Unit: %

	30/04/12	31/05/12	30/06/12	31/07/12	31/08/12	30/09/12	31/10/12	30/11/12	31/12/12	31/01/13	28/02/13	31/03/13
Actual			91.9									
Target			94			94			94			94
Symbol												

Latest Comments:

Comment Author: Sheridan Dodsworth - Comment Subject: Head of Service Commentary

Last quarter's target of 75% was exceeded by almost 16% reflecting the work of the Children with Disabilities team who have continued to ensure that children with disabilities participate in their short-term breaks review. The target has increased to 94% this quarter and we appear to be under-performing, albeit performance has still improved on last quarter. However, on checking the detail there was an error in data recording. This involved three out of thirty seven children, all allocated to the same Social Worker; they all participated in their Reviews, data was entered into ICS but didn't save due to technical difficulties that day. This has since been reviewed in Supervision and the data has been re-entered into ICS. This means that the Actual Performance is 100%, exceeding the target by 6%.

Work is always on-going to ensure that children's voices are heard through their reviews and their wishes and feelings respected.





GREEN PLUS

CS077: % of open referrals to CWD (excl. OT) and Transition Teams that have a transition plan

Owner: Sheridan Dodsworth

Polarity: Bigger is Better

Unit: %

	30/04/12	31/05/12	30/06/12	31/07/12	31/08/12	30/09/12	31/10/12	30/11/12	31/12/12	31/01/13	28/02/13	31/03/13
Actual			98.3									
Target			95			95			95			95
Symbol												

Latest Comments:

Comment Author: Sheridan Dodsworth - Comment Subject: Head of Service Commentary





The CWD team has worked hard to improve on this indicator and there has been a further improvement of 2% on last quarter. The target is now exceeded by just over 3%. The team continues to work to ensure that transition plans are in place and are effective for the young person. This is supported through the introduction of a more streamlined transition plan process which was introduced by Additional Needs to schools and other stakeholders this month.

CS127: % of CWD who've had a transitional annual review

Owner: Sheridan Dodsworth

Polarity: Bigger is Better

Unit: %

	30/04/12	31/05/12	30/06/12	31/07/12	31/08/12	30/09/12	31/10/12	30/11/12	31/12/12	31/01/13	28/02/13	31/03/13
Actual			96.49									
Target			94			94			94			94
Symbol												

Latest Comments:

Comment Author: Sheridan Dodsworth - Comment Subject: Head of Service Commentary

The Children with Disabilities team has continued to exceed the target this quarter despite it having increased by 14% from 80% to 94%. Performance exceeds the target by almost 2.5% and is a reflection of the team's continued efforts to ensure that Transitional Annual Reviews take place and that the information is recorded accurately.

Stuart Carlton





RED DIAMOND

CS141: Children's Centres Targeted Reach Achieved

Owner: Carrie Forrester

Polarity: Bigger is Better

Unit:

	30/04/12	31/05/12	30/06/12	31/07/12	31/08/12	30/09/12	31/10/12	30/11/12	31/12/12	31/01/13	28/02/13	31/03/13
Actual			56.4									
Target			70			70			70			70
Symbol												

Latest Comments:

Comment Author: Carrie Forrester - Comment Subject: Head of Service Commentary

This target of 70% is aspirational with last year's performance remaining steady at between 60-63%. Although performance appears lower this quarter this reflects fluctuations in the numbers of targeted families as recorded on ICS (integrated Children's System) and registrations on Soft Smart (Children's Centre Database). Work is ongoing with colleagues in Health to increase registrations of families with Children Centres at first point of contact. Within locality teams officers are working together to identify families not yet known to children's centres and encourage them to register with the centre and access services. Children's Centre activities are also considered as part of Team around the Child (TAC), Child in Need (CIN) and Child Protection (CP) plans and discussed at support panels to ensure a full package of support is in place. Performance team are working on data cleansing to ensure accurate matching of datasets.





Performance Report - Quarter 1 2012/13

NI067 Percentage of child protection cases which were reviewed within required timescales

Owner: David McWilliams

Polarity: Bigger is Better

Unit: %

	30/04/12	31/05/12	30/06/12	31/07/12	31/08/12	30/09/12	31/10/12	30/11/12	31/12/12	31/01/13	28/02/13	31/03/13
Actual			99.39									
Target			100			100			100			100
Symbol												

Latest Comments:

Comment Author: Theresa Buhryn - Comment Subject: Head of Service Commentary

There was one late Child Protection Conference Review in June , which means that the 100% target was not met . This late review was due to an error in calculating dates . The child concerned has now become looked after , and it is anticipated that her child protection plan will be discontinued in the next few weeks , and the 100% target will be met in the next quarter . A further check on Child Protection Review Conference dates will be made by the Resource Allocation and Booking Team , to ensure that there are no further errors in calculating dates.





GREEN PLUS

CS156: Number of full Duke of Edinburgh awards gained

Owner: David McWilliams

Polarity: Bigger is Better

Unit: Number

	30/04/12	31/05/12	30/06/12	31/07/12	31/08/12	30/09/12	31/10/12	30/11/12	31/12/12	31/01/13	28/02/13	31/03/13
Actual			244									
Target			182			365			547			730
Symbol												

Latest Comments:

Comment Author: John Herbert - Comment Subject: Head of Service Commentary

The quarter has been very successful with a large number of young people finishing off their Awards in time for the summer holidays or leaving school. The good weather early in the quarter helped large numbers of expeditions get finished so Awards could be gained. Half a dozen new schools have joined the DofE in the last couple of months so we hope the award target will be reached ahead of the end of year.





BLUE CIRCLE

NI066 Looked after children cases which were reviewed within required timescales

Owner: David McWilliams

Polarity: Bigger is Better

Unit: %

	30/04/12	31/05/12	30/06/12	31/07/12	31/08/12	30/09/12	31/10/12	30/11/12	31/12/12	31/01/13	28/02/13	31/03/13
Actual			100									
Target			100			100			100			100
Symbol												

No Comment Required (on target)





-

PAF C63: Participation of LAC in reviews

Owner: David McWilliams

Polarity: Bigger is Better

Unit: %

	30/04/12	31/05/12	30/06/12	31/07/12	31/08/12	30/09/12	31/10/12	30/11/12	31/12/12	31/01/13	28/02/13	31/03/13
Actual			99.6									
Target			100			100			100			100
Symbol												

No Comment Required (on target)

-

Andy Breckon





RED DIAMOND

CS160: Percentage of 16 to 18 year-olds whose situation is 'unknown' on Aspire

Owner: Keith Batty

Polarity: Smaller is Better

Unit: %

	30/04/12	31/05/12	30/06/12	31/07/12	31/08/12	30/09/12	31/10/12	30/11/12	31/12/12	31/01/13	28/02/13	31/03/13
Actual			22.1									
Target			5.83			5.83			5.83			5.83
Symbol												

Latest Comments:

Comment Author: John O'Connor - Comment Subject: Head of Service Commentary

We are currently 16.27% over-target (none desirable) which is the true position and represents a consistent picture over the last 10 months. This time last year our performance was 6.7%. This is a new indicator and target introduced to focus on reducing the number of young people whose situation is 'unknown'. To meet this requirement a new solution has been sourced with the Customer Service Centre to focus on young people's status - this started on 1st June. Information as at end of June showed a 1.2% reduction on the previous month and we are expecting to reduce the unknown numbers to reach the target by March 2013. The impact of this on young people could mean that some are not being assisted to enter education, employment or training, but it could also have no impact as some will not need any assistance.

Lynne McNiven

RED DIAMOND

CS117: % 16-19 teenage mothers in EET

CYPP

Owner: Marie Jarrett

Polarity: Bigger is Better

Unit: %



	30/04/12	31/05/12	30/06/12	31/07/12	31/08/12	30/09/12	31/10/12	30/11/12	31/12/12	31/01/13	28/02/13	31/03/13
Actual			17									
Target			25			25			25			25
Symbol												

Latest Comments:

Comment Author: Marie Jarrett - Comment Subject: Head of Service Commentary

Working with Heads of Service, Aspire Team and Midwifery Service to deliver a joint Action Plan to improve identification EET teen parents and provide appropriate support.